



# Frederick County Board of Health

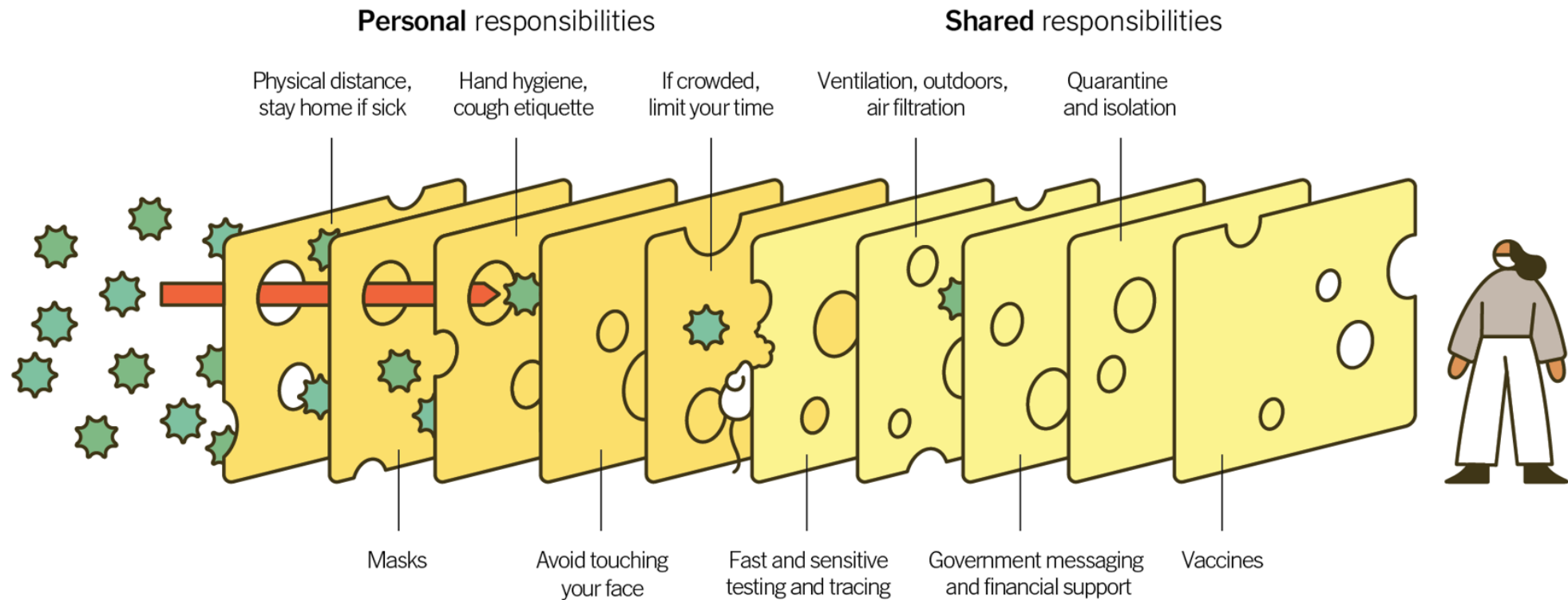
## Nov. 23, 2021

- I. **Call to Order** – Dr. Barbara Brookmyer, Health Officer for Frederick County
- II. **Review of Frederick County COVID-19 Metrics** – Dr. Barbara Brookmyer, Health Officer for Frederick County
- III. **Discussion of Proposed Regulations**
- IV. **Public Comments** - *Members of the public will be given three (3) minutes to provide comments*
- V. **Board Decision**
- VI. **Upcoming Meetings**
  - May, 2022
- VII. **Adjourn**



# Multiple Layers Improve Success

The Swiss Cheese Respiratory Pandemic Defense recognizes that no single intervention is perfect at preventing the spread of the coronavirus. Each intervention (layer) has holes.

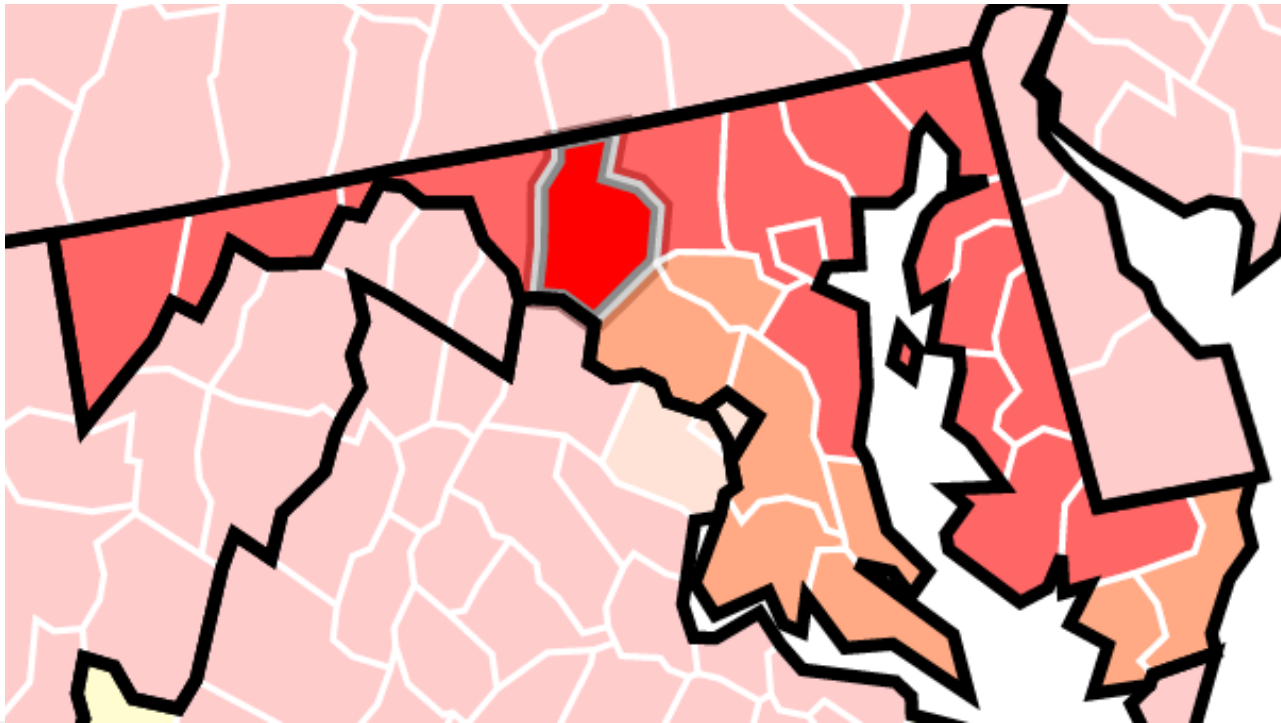


Source: Adapted from Ian M. Mackay ([virologydownunder.com](http://virologydownunder.com)) and James T. Reason. Illustration by Rose Wong



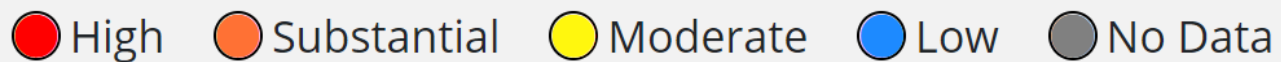


# Community Transmission of COVID-19



Frederick County is in **HIGH**.

According to CDC, masks are recommended for everyone (including fully vaccinated people) in areas of substantial or high community transmission.





# Frederick County COVID-19 Update

## November 23, 2021

Case Rate per 100,000  
(7-Day Average)

**21.3**

Positivity Rate  
(7-Day Average)

**6.45%**

Confirmed Cases

**25,442**

Change in last 24 Hours (+61)

Confirmed Deaths

**380**

Change in last 24 Hours (+0)

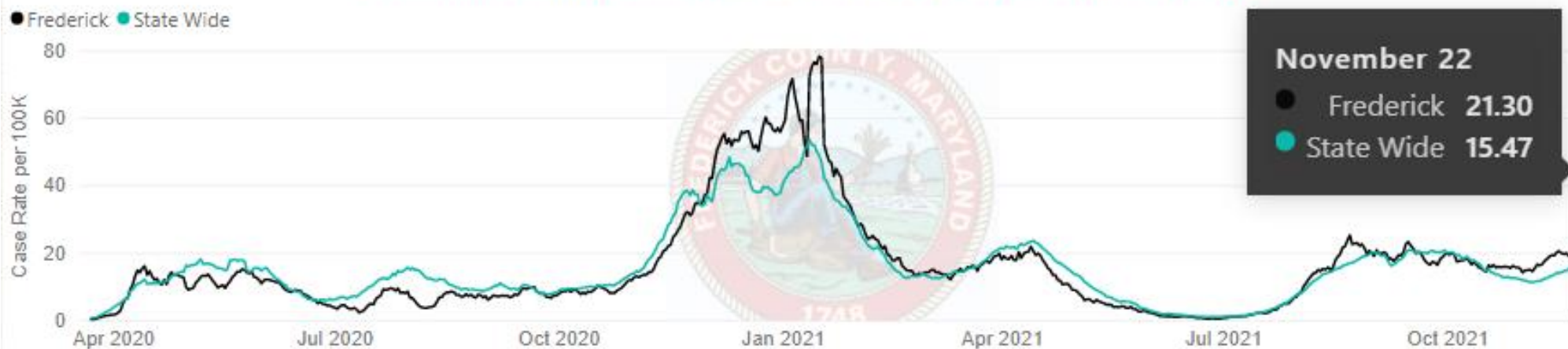




### Frederick County Percent Positive Rate (7-Day Avg)



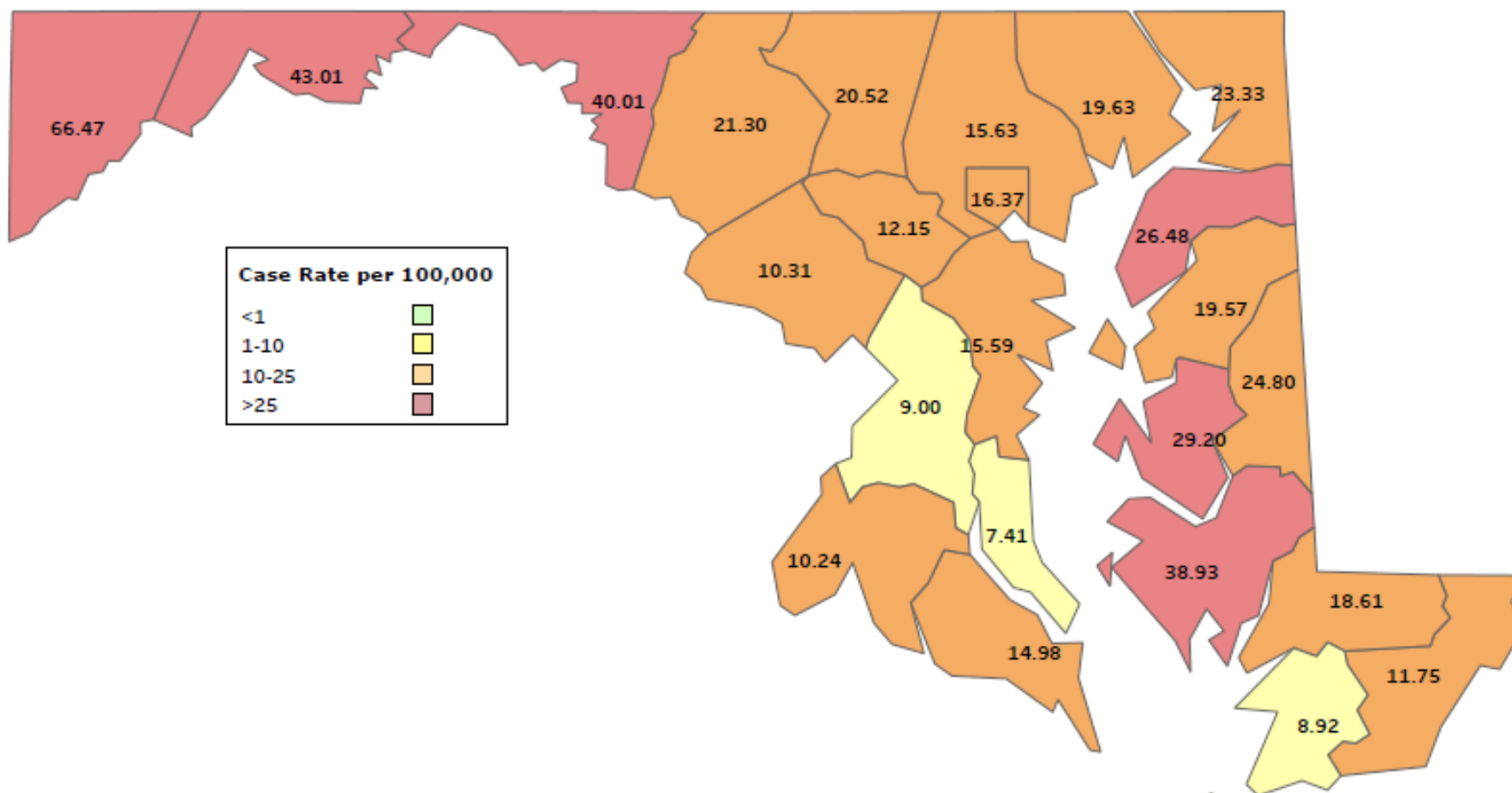
### Frederick County Case Rate per 100K (7 Day Moving Average)





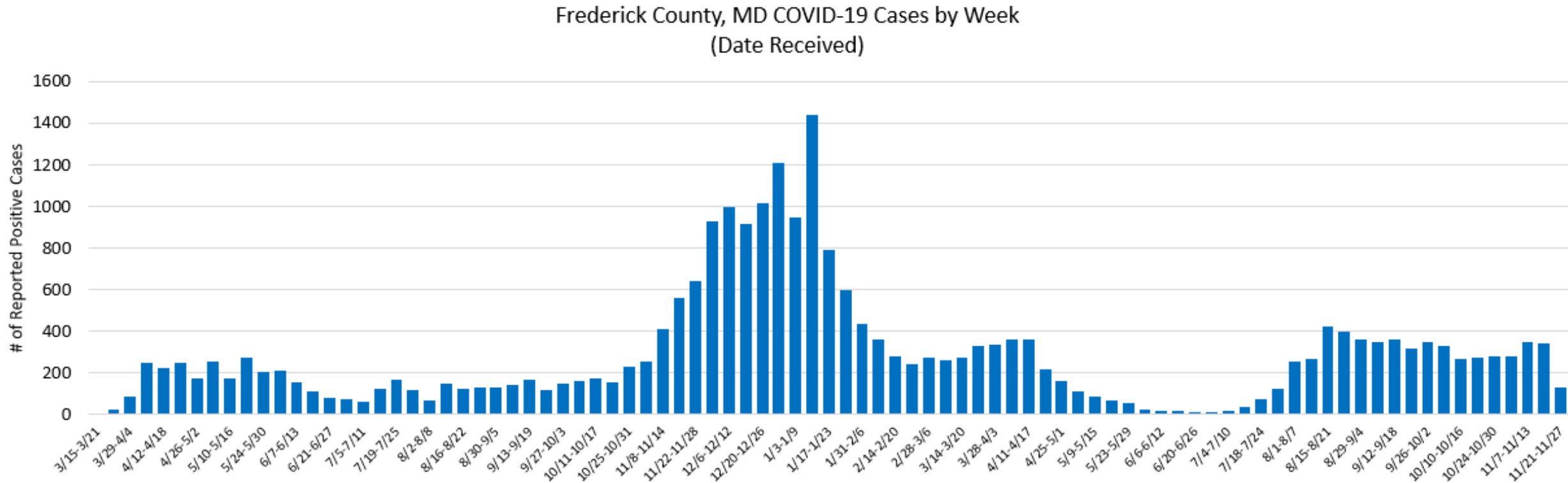
# Case Rates by County

Data reported as of 11/23/2021 for data through 11/22/2021





# Frederick County COVID-19 Cases by Week



Last week 341. This week 127 as of Tuesday.

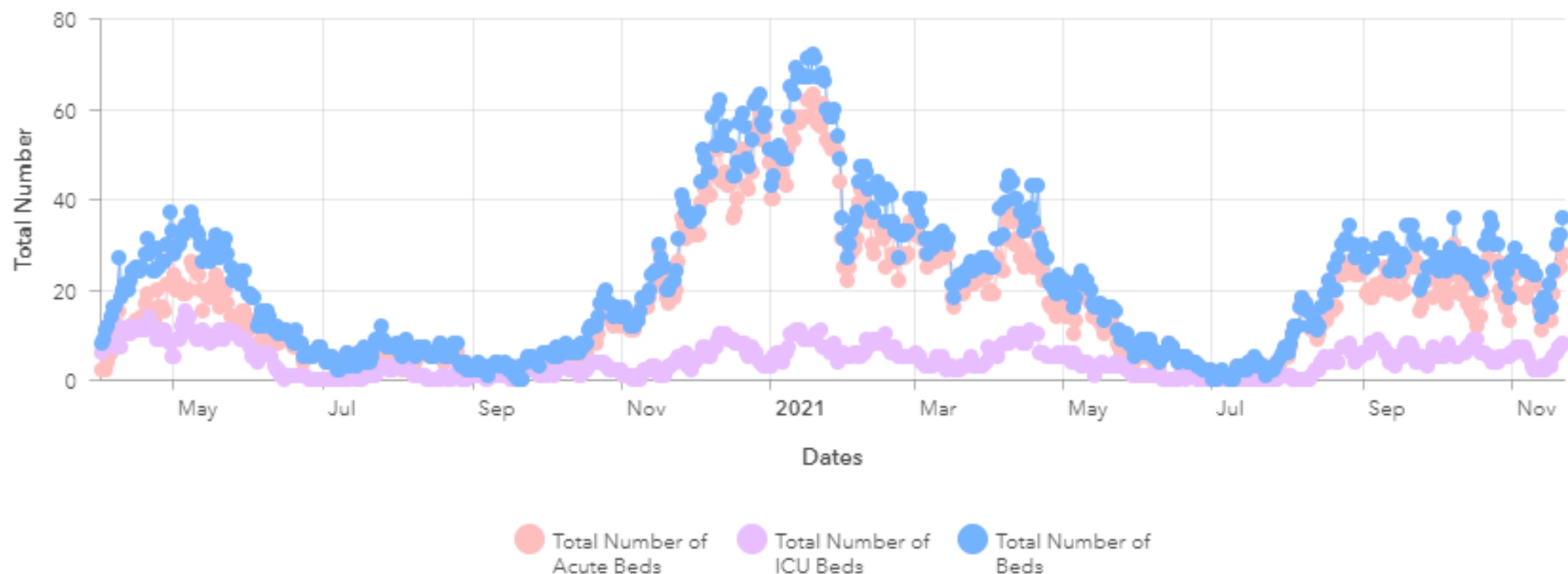


**Public Health**  
Prevent. Promote. Protect.



# Frederick County COVID-19 Hospitalizations

Frederick County Covid-19 Hospitalizations



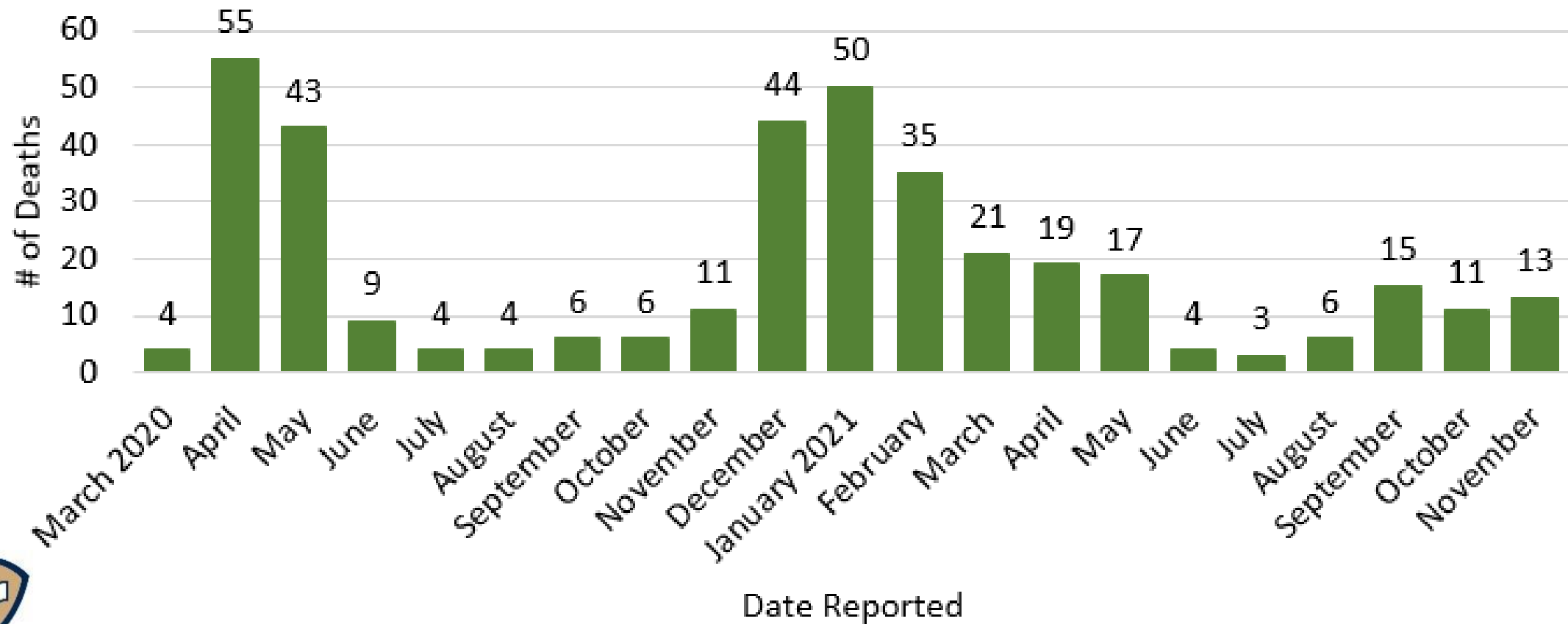
11/22: 28 COVID patients in acute care beds, 8 in ICU beds.  
14 ICU beds full out of 16 staffed beds.





# Frederick County COVID-19 Deaths

Frederick County COVID-19 Deaths by Month





# Frederick County COVID-19 Vaccinations

Vaccinations in Frederick County		
<b>Fully Vaccinated</b> <b>167,675</b>		<b>% of Population Vaccinated</b> <b>64.6%</b> Fully Vaccinated
<b>1st Dose Given</b> <b>166,379</b>	<b>2nd Dose Given</b> <b>150,230</b>	<b>Single Dose Given</b> <b>17,445</b>
<b>% of Population Vaccinated</b> <b>64.1%</b> 1st Dose	<b>% of Population Vaccinated</b> <b>57.9%</b> 2nd Dose	<b>% of Population Vaccinated</b> <b>6.7%</b> Single Dose

<b>% of Population</b> <b>5-11 Years of Age 1 Dose</b>
10.0%

<b>% of Population</b> <b>12-17 Years of Age</b> Fully Vax	<b>% of Population</b> <b>12+ Years of Age</b> Fully Vax
69.2%	80.5%

<b>% of Population</b> <b>18+ Years of Age</b> Fully Vax	<b>% of Population</b> <b>65+ Years of Age</b> Fully Vax
81.7%	93.6%

