

How to safely clean your car's interior from COVID-19*

Soap, water and alcohol solutions such as disinfectant wipes that contain at least 70% isopropyl alcohol are the most effective household products to kill the coronavirus according to the Centers for Disease Control and Prevention.

Just like washing your hands for 20 seconds, take your time cleaning your car.

DO keep these products in your car



- Hand sanitizer
- Disinfectant wipes
- Mask and disposable gloves

DO use these products to clean your car



- Disposable gloves
- Soap
- Bucket of water and cloth

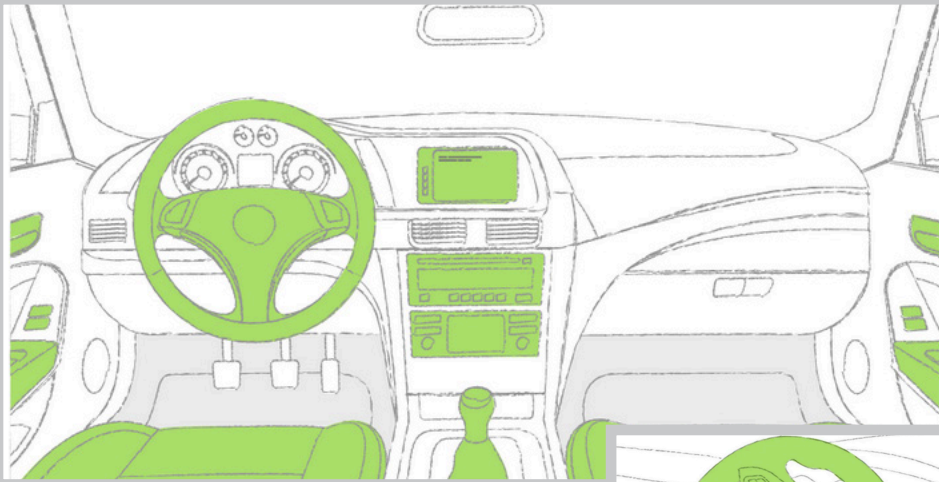
DO NOT use these products to clean your car's interior



- Bleach products
- Hydrogen peroxide products
- Ammonia-based products

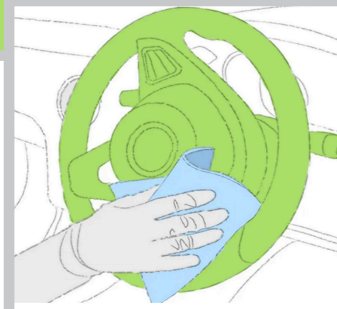
Interior surfaces to clean:

High touch areas like outside and inside door handles, steering wheel, gear shift, turn and wiper signal levers, any buttons on your radio and climate control unit, seat upholstery, seat belts, mirrors, driver and passenger armrests, grab handles and seat adjustment levers on both driver and passenger seats.



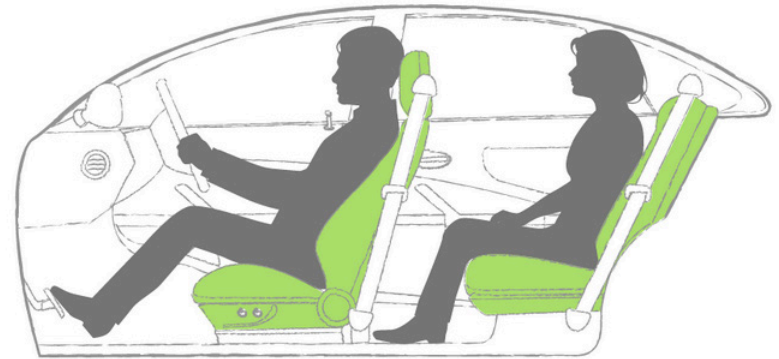
Soap is the safest for fabrics and leather seats. Gently clean the upholstery, making sure not to scrub too aggressively. Use small amounts of water, so you don't soak through to the cushions beneath. For leather seats, conditioner applied afterward is recommended.

Steering wheel can have four times the germs than a public toilet seat.



Protecting yourself and others in a car:

It's impossible to social distance in the car so the next time you're in a car with others, wear a face covering and open up the windows at least 3 inches to increase ventilation and lower potential virus levels.



Have windows open for good ventilation

Fresh air

